

SPECIFICATION OF ROBOT

YS002NDE91

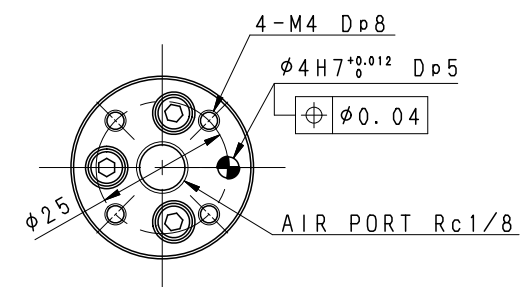
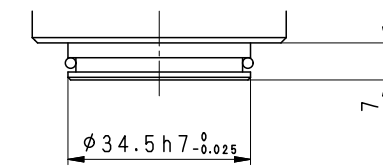
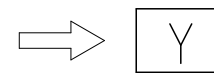
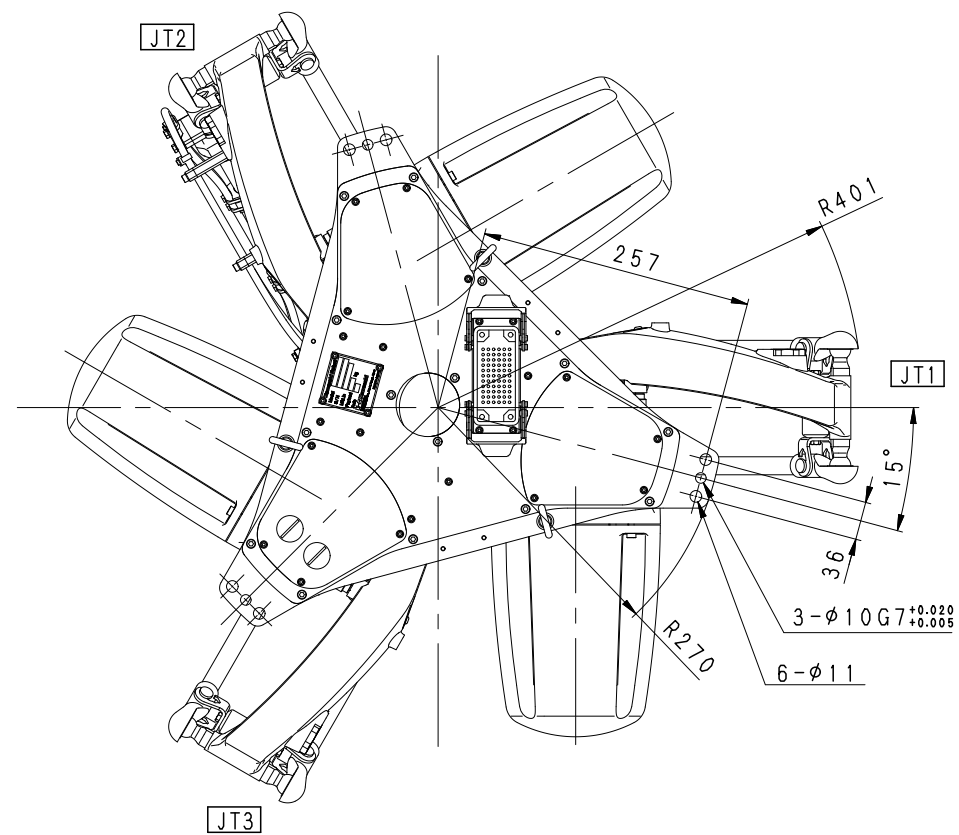
3rd Edition : Aug.6.2014

KAWASAKI HEAVY INDUSTRIES LTD.
ROBOT DIV.

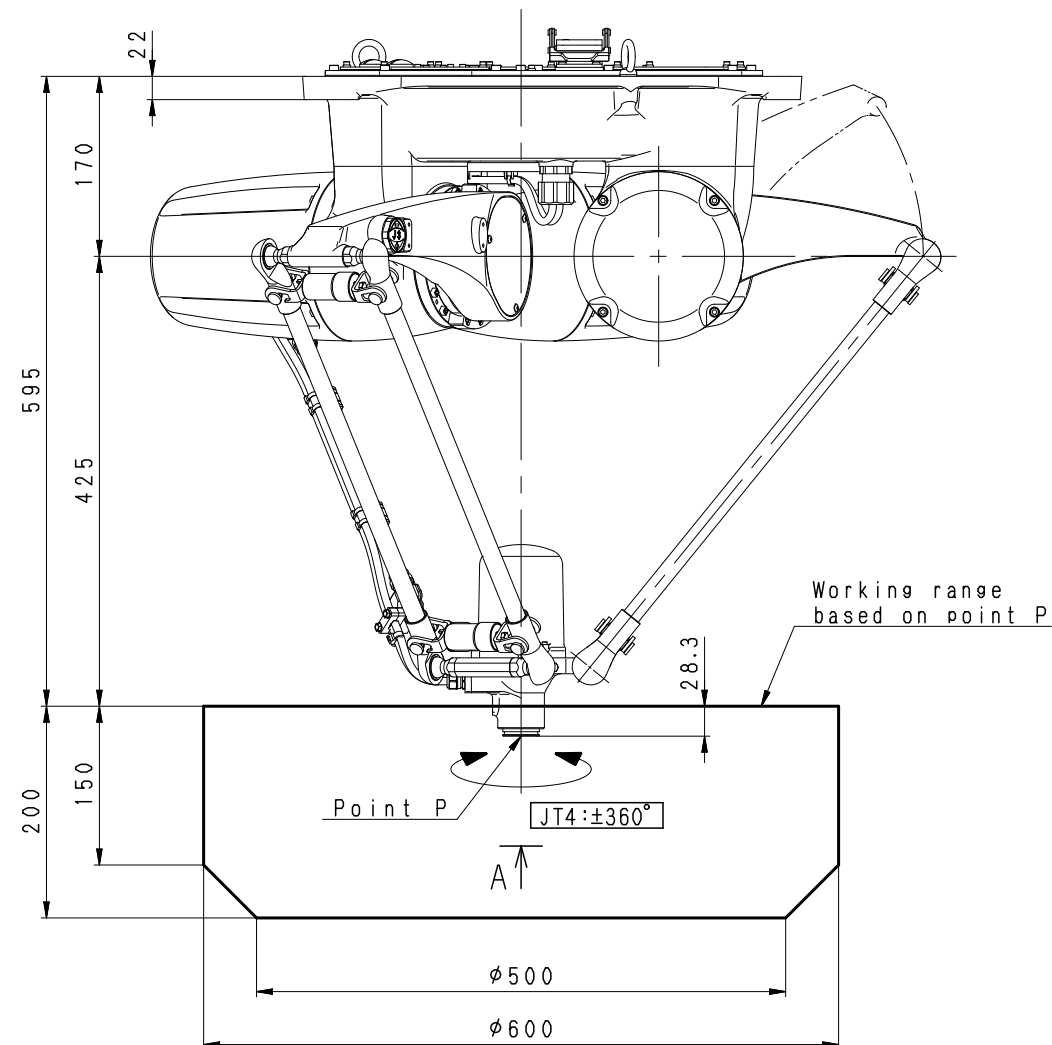
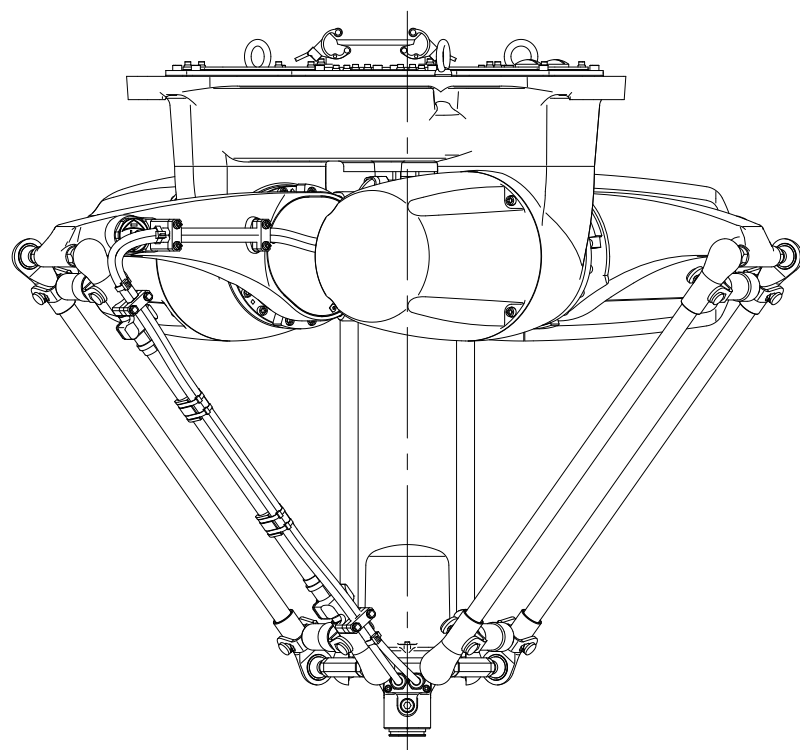
Doc, No:90101-2100DEC

[2] Controller		
1. Model	E91	
2. Enclosure	Enclosed structure / Indirect cooling system	
3. Dimensions	See attached drawing	
4. Number of controlled axes	Max.6 axes	
5. Servo control and drive system	Full Digital Servo System	
6. Type of control	Teach mode	Joint, Base, Tool, Fixed Tool (option) operation mode
	Repeat mode	PTP, CP control mode
		Joint, Linear, Circular (option) interpolation
7. Teaching method	Teaching or AS language programming	
8. Memory capacity	8 MB	
9. External operation signals	External Motor Power Off, External Hold, etc.	
10. General purpose signals	Input signals	32 channels (Includes dedicated signals)
	Output signals	32 channels (Includes dedicated signals)
11. Operation panel	FastCheck/Teach/Repeat SW, Emergency Stop SW, Control power lamp	
12. Cable length	Power/Signal cable	10 m
	Teach Pendant cable	10 m
13. Mass	See attached drawing	
14. Power requirement	AC200 V - AC230 V \pm 10%, 50/60 Hz, 1 phase, Max. 4 kVA	
15. Ground	Less than 100 Ω (robot dedicated ground) Leakage current: max. 100 mA	
16. Ambient temperature	0 - 40°C	
17. Relative humidity	35 - 85 % (non-condensation)	
18. Surface Treatment	Munsell: 10GY9/1	
19. Teach Pendant	TFT color display (5.7 inch LCD) with touch panel Emergency Stop SW, Teach Lock SW and Enable SW	
20. Safety Circuit	Category: 3, Performance Level: d (EN ISO13849-1: 2008) ★	
21. Options		
General purpose signals	Input signals	64/96 channels
	Output signals	64/96 channels
I/O connector	D-SUB 37pin(male,female) with cover	
Power/Signal cable	5m, 15m	
Teach Pendant cable	5m, 15m	
Motor brake release	Manual brake release switch BOX	
Auxiliary storage	USB memory	
PC cable	1.5 m, 3 m	
Teach Pendant option	Connector for TP less	
Others	Field BUS, Software PLC, Analog input/output, Conveyor Synchronization, Vision and so on	
22. Others	Consult Kawasaki about maintenance parts and spare parts.	

★ Category and Performance level (PL) are determined by the whole system and conditions.□
The safety circuit of this controller is available in the system of category: up to 3, PL: up to d.



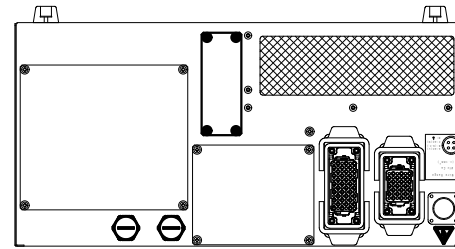
VIEW A



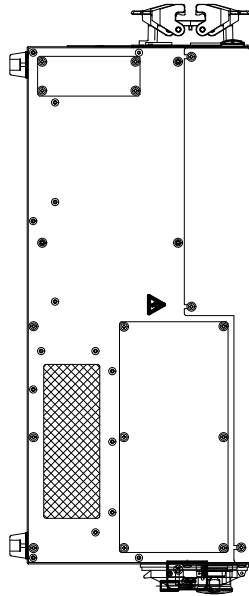
YS002N-C
WORKING RANGE

E 9 1 C O N T R O L L E R


MASS : 4 0 K g



R E A R V I E W



S I D E V I E W




T O P V I E W

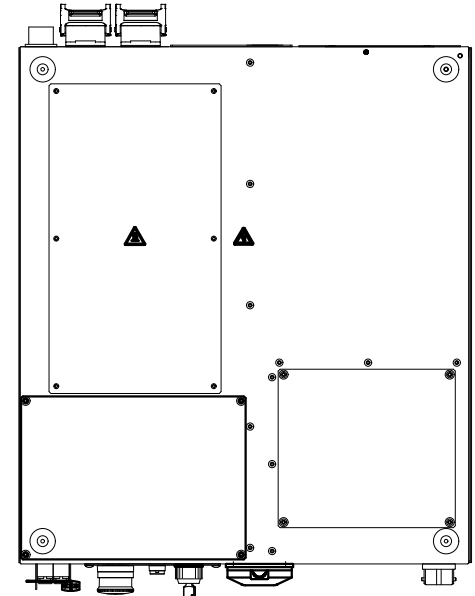
(5 0)

5 8 0

(3 4)

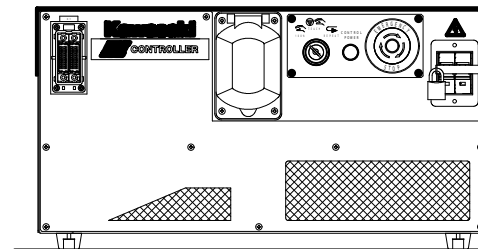
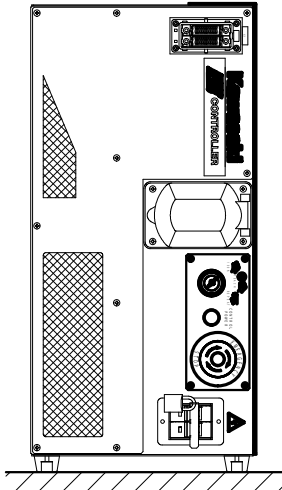


S I D E V I E W



B O T T O M V I E W

Vertical Mount
縦置の場合



F R O N T V I E W

2 5 0

1 8

5 0 0

